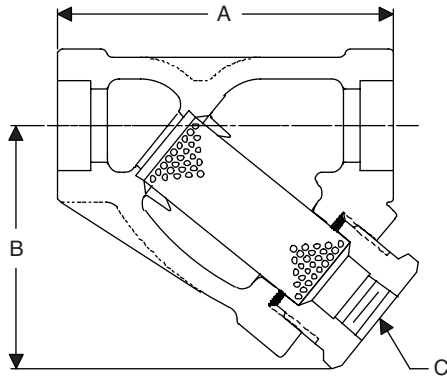


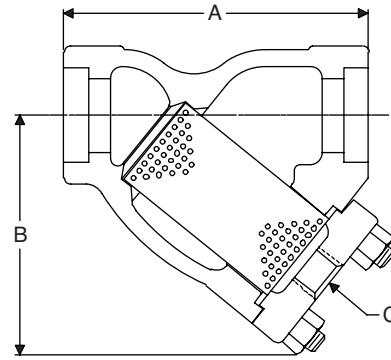


Cast Carbon Steel (WCB)

600 lb and 900 lb Screwed or Socketweld 1/2" - 3"



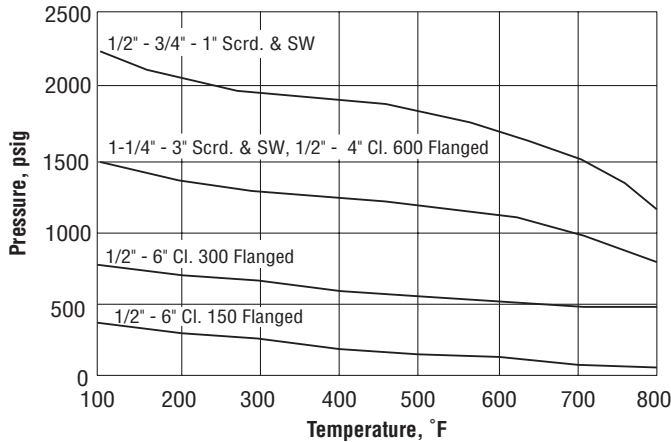
900 lb—B1SC/B1SW 1/2", 3/4", 1"



600 lb—B1SC/B1SW 1-1/4", 1-1/2", 2", 3"

For a fully detailed certified drawing, refer to:
 900 lb—B1SC/B1SW 1/2", 3/4", 1" CD #1047
 600 lb—B1SC/B1SW 1-1/4", 1-1/2", 2", 3" CD #1048

Pressure/Temperature Rating



Strainers

Materials: 600 lb and 900 lb Screwed or Socketweld 1/2" - 3" (15 - 80 mm)

Connection Size		Body	Screen Retainer	Gasket	Bolting	Standard Screen
in	mm					
1/2, 3/4	15, 20	ASTM A216 Gr. WCB	ASTM A108 Gr. 1045	Soft Steel	N/A	304 SS .045" Perforated†
1	25		ASTM A108 Gr. 1040			
1-1/4, 1-1/2, 2	32, 40, 50		ASTM A216 Gr. WCB	304 SS Spiral Wound Non-asbestos	Studs ASTM A193 Gr. B7 Nuts ASTM A194 Gr. 2H	
3	80			Non-asbestos	Cap Screws ASTM A193 Gr. B7	

†NOTE: Other screen materials available. See page 425.

Physical Data: 600 lb and 900 lb Screwed or Socketweld 1/2" - 3" (15 - 80 mm)

Size		Ordering Code Standard Screen		Weight		Dimensions						Maximum Pressure				Screen Retainer Type	Connections		
						A		B		C		Saturated Steam		100°F (38°C) non-shock					
in	mm	Scr'd	SW	lb	kg	in	mm	in	mm	in	mm	psig	bar	psig	bar				
1/2	15	B1SC	B1SW	2-1/2	1	3-3/4	95	2-11/16	68	3/8	9.5	1,635	113	2,220	153	Threaded	ANSI B1.20.1 Screwed		
3/4	20			3-1/2	1.6	4-3/16	106	2-15/16	75	1/2	15								
1	25			6	2.7	5	127	3-1/2	89										
1-1/4	32			9	4	5-1/2	140	4-3/16	106	1-1/4	32	1,135	78	1,480	102			Bolted	ANSI B16.11 Socketweld
1-1/2	40			11	5	6-5/16	160	4-13/16	122										
2	50			19	9	7-3/4	197	5-5/8	143										
3	80	46	21	11-3/8	289	8-3/16	208												