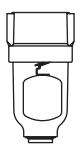

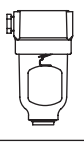

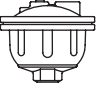

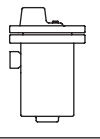


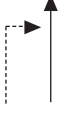
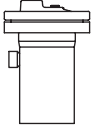

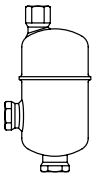

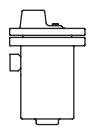

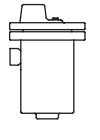





Armstrong® Air Vent ID Charts

Illustration	Type	Flow Direction	Connection Type	Max. Allow. Press. psig	TMA °F	Body Material	Model	Max. Oper. Press. psig	Connection Size							Located on Page			
									1/8"	1/4"	1/2"	3/4"	1"	1-1/2"	2"				
	Series 1-AVCW See-Thru Free Floating Lever Air Vents for Ozone Applications		Screwed	150	150	PBT Cap (Polybutylene Terephthalate) Polysulfone Body	1-AVCW	150			▲	★★					445		
	Series 1-AVC See-Thru Free Floating Lever Air/Gas Vents		Screwed	150	150	Nylon Cap Polysulfone Body	1-AVC	150			●	●					444		
	Series 21-AR Fixed Pivot Ball Float Air/Gas Vents		Screwed	250	450	ASTM A48 Class 30 Cast Iron	21-AR	250			●	●					459		
	Series 21-312 Fixed Pivot Ball Float Air/Gas Vents		Screwed Socketweld Flanged †††	600 or 500	100 or 750	ASTM A105 Forged Steel	21-312AR 21-312VAR	68 600			●	●					459		
	Series 1, 2, 3, 6 Free Floating Lever Air/Gas Vents		Screwed	300 250	200 450	ASTM A48 Class 30 Cast Iron	1-AV† 2-AV 3-AV 3-AV	300 250 250 250			★ ●	★ ●				●	●	446	
	Series 30 Free Floating Lever Air/Gas Vents		Screwed Socketweld Flanged †††	600 or 500 1,000 or 600 1,000 or 600	100 or 750 100 or 750 100 or 750	ASTM A105 Forged Steel	32-AV 33-AV 36-AV	600 900 1000			●	●				●	●	448	
	Series 10 Free Floating Lever Air/Gas Vents		Screwed Socketweld (22 and 13 only)	500 or 440 555 or 475 570 or 490	100 or 500 100 or 500 100 or 500	304-L Stainless Steel	11-AV †† 22-AV 13-AV	400 555 570			●	★★ ●						450	
	Series HLAR High Leverage Air/Gas Vents		Screwed Socketweld Flanged †††	100 or 600	100 or 750	ASTM A105 Forged Steel	2313 HLAR 2315 HLAR 2316 HLAR	1,000			●	●	●				●	●	452
	Series HLAR High Leverage Air/Gas Vents		Screwed Socketweld Flanged †††	1,500 or 900 1,800 or 900	100 or 850 100 or 900	ASTM A182 Gr. F22 Forged Steel	2413 HLAR 2415 HLAR 2416 HLAR	1,500 1,800 1,500			●	●	●				●	●	452

★ 1/4" outlet connection ★★ 1/2" outlet connection † Side connection available ▲ Alternate inlet 1/2"
 †† Side connection not available ††† Flange selection may limit pressure and temperature rating.

Designs, materials, weights and performance ratings are approximate and subject to change without notice. Visit www.armstronginternational.com for up-to-date information.

Air Vent ID Charts



Illustration	Type	Flow Direction	Connection Type	Max. Allow. Press. psig	TMA °F	Body Material	Model	Max. Oper. Press. psig	Connection Size							Located on Page
									1/8"	1/4"	1/2"	3/4"	1"	1-1/2"	2"	
	Series HLAR High Leverage Air/Gas Vents		Screwed Socketweld Flanged †††	2,120 or 1,700	100 or 900	ASTM A182 Gr. F22 Forged Steel	25133G- HLAR	2,125			•	•	•			452
				2,520 or 2,000	100 or 900		25155G- HLAR	2,500				•	•	1-1/4 •		
				3,700 or 3,000	100 or 900		26155G- HLAR	2,700					•	1-1/4 •		
	Series TTF Thermostatic Air Vents		Straight-Thru Right Angle	300	450	304-L Stainless Steel	TTF-1 TTF-1R	300			•	•				454
	Series TV-2 Thermostatic Air Vents		Screwed	125	350	ASTM B62 Cast Bronze	TV-2	125			•					455
	Series TS-2 Thermostatic Air Vents		Threaded	50	300	ASTM B62 Bronze	TS-2	50			•	•				456
	AV-11, AV-13 Air Vents		Screwed	50 150	210	Brass	AV-11 AV-13	50 150	•		•	•				457
	SV-12 Steam Radiator Air Vent		Threaded	15	250	Nickel Plated Brass	SV-12	15	•	•	•	•				458

★ 1/4" outlet connection ★★ 1/2" outlet connection † Side connection available ▲ Alternate inlet 1/2"
 †† Side connection not available ††† Flange selection may limit pressure and temperature rating.

Air Vents